做行业领导品牌
CREATE INDUSTRY LEADING BRAND



ZHENGXI

CE ISO SHQC

ZHENGXI

CREATE AN INDUSTRY LEADING BRAND

FULL RANGE OF PRODUCT BROCHURES



ZHENGXI OFFICIAL WECHAT

FULL RANGE OF PRODUCT BROCHURES

ZHENGXI DOUYIN

▼Intelligent molding equipment

▼Intelligent factory

▼Digital workshop

▼Automated production line

——SAFER

——MORE STABLE

——MORE EFFICIENT

——SMARTER

400-028-5557
E-mail: info@zhengxi.com
Web : www.zhengxi.com

CHENGDU ZHENGXI
INTELLIGENT EQUIPMENT GROUP CO.,LTD
Headquarters Address: No. 1698 Zhihui Avenue, Qingbaijiang District, Chengdu China

ZHENGXI
INTELLIGENT MANUFACTURING INTELLIGENT EQUIPMENT

▶ 2026 03ED

CATALOGUE

01 Introduction

Company profile ····· 01
Development History ····· 02
Standard Accessories and Product Advantages ····· 03
Partial Products and Applications ····· 05

02 Hydraulic

Yz32 four-column universal hydraulic press ····· 07
Yz32 four-column universal hydraulic press ····· 07
Yz41 single column calibration press hydraulic press ····· 09
Yz27 single-action thin plate stretching hydraulic press ····· 11
Yz96 automotive interior parts hydraulic press ····· 13
Yz71 composite material forming hydraulic press ····· 15
Yz61 metal extrusion forming hydraulic press ····· 17
Yz79 high precision powder forming hydraulic press ····· 19
Yz90 security door embossing machine ····· 21
Yz14 die forging hydraulic press ····· 23
Yz12 fast free forging hydraulic press ····· 25
Hot press ····· 27
Plate vulcanizing press ····· 29
Steel wire winding hydraulic press ····· 31
Head plate press ····· 33

03 Bend

HB Series-Hydraulic Servo CNC Press Brake ····· 35
TB Series-Pump Control CNC Bending Machine ····· 37
EB Series - Pure Electric Servo Bending Machine ····· 38
Multi-machine Linkage CNC Bending Machine ····· 39

04 Automate

Stamping production line solutions ····· 41
Forging production line solutions ····· 43
Composite molding production line ····· 45

05 Informatization

MES Manufacturing Execution System Solution ····· 47
Zhengxi Yunjie Smart Production Manager ····· 49
Composite Material Molding Digital System ····· 51

06 Product related

Real machine demonstration ····· 53

Company Profile






Chengdu Headquarters

◆ Land 45600㎡ ◆ Patent 410+

Chengdu Phase II

◆ Land 106500㎡ ◆ Factory Target Intelligent equipment

Malaysian base

◆ Land 15000㎡ ◆ Factory Target Intelligent equipment

Eastern Europe branch

◆ Land 11000㎡ ◆ Factory Target Auto parts

Zhengxi Intelligent integrates the resources of its eight subsidiaries, leveraging its advantages across the entire industry chain to provide users with high-end customized overall solutions in the molding field.

Chengdu Zhengxi Intelligent Equipment Group Co., Ltd.	—Intelligent Equipment R&D and Manufacturing
Chengdu Zhengxi Savan Intelligent Equipment Co., Ltd.	—Sheet Metal Equipment R&D and Manufacturing
Chengdu Zhengxi Cloud Information Technology Co., Ltd.	—Industrial Software and Digital Workshop Development
Chengdu Zhengxi Robotics Co., Ltd.	—Intelligent Molding Production Line R&D and Manufacturing
Chengdu Zhengxi Smart Technology Co., Ltd.	—Import & Export Trade
Shanghai Zhengxi Nachuan New Technology Co., Ltd.	—Import & Export Trade
ZHENGXI TECHNOLOGY SDN.BHD. (Malaysia)	—Intelligent Equipment R&D and Manufacturing
Chengdu Zhengxi Investment Co., Ltd.	—Investment & Strateaic Consultino

Product Series

The company's hydraulic press product series includes: SMC, LFT-D, HP-RTM, PCM, GMT, BMC/DMC and other automatic molding production lines, WCM wet molding, SQRTM equal quality resin transfer molding, LFI long fiber reinforced injection molding, carbon fiber molding, PEEK polyether ether ketone molding, YZ96 automotive interior parts and flat vulcanizing machines, etc.



History of ZhengXi

2008	Developing the first 1200T hydraulic press
2009	Register the "Zhengxi" trademark and brand to produce hydraulic equipment
2011	ISO certified
2012	Products exported globally
2014	The factory area has increased to 18,000㎡
2015	3500T forging machine delivered and used
2016	Zhengxi Robotics Company Established
2017	The developed servo system has a pressure accuracy of ±0.05 MPa.
2020	A 48,000㎡ production base has been put into operation.
2021	Composite material hydraulic press receives association certification
2024	Malaysian production base launched Zhengxi's shareholding reform successful
2025	New production base project launched
Future	Become an industry-leading brand

Vision

Become an industry-leading brand

Mission

Provide safer, more stable, more efficient, and smarter products

Core Values

Build a win-win platform to give back to employees, customers shareholders, suppliers and society

Founded in January 2009, Zhengxi Intelligent Group is an intelligent molding equipment manufacturing enterprise integrating R&D, production, sales and service. With seventeen years of independent R&D and production experience, it has cultivated a high-quality technical management team and a complete set of molding equipment manufacturing processes, providing customers with safe, stable, efficient and intelligent high-quality products.

Qualifications and Honors

- International CE Certification
- National High-tech Enterprise
- Sichuan Provincial Enterprise Technology Center
- Weapon Equipment Quality Management System Certification
- Intellectual Property Management Certification
- ISO 9001 Quality Management System Certification
- ISO 14001 Environmental Management System Certification
- Specialized, Refined, and Innovative Small Giant Enterprise



Standard accessories and product advantages



Zhengxi Cloud Platform Data Management System

Uses imported PLC touch screen programming control



Improve system fuel supply stability

Selected high-quality high-pressure plunger pumps, servo vane pumps, and servo gear pumps



Protect oil circuit operation

Equipped with a high-precision oil absorption filter with an accuracy of 15μm



High strength

The fuselage is welded from high-quality Q355B carbon steel



High-temperature annealing to relieve stress

The weld thickness during welding shall not be less than 75% of the plate material



High safety factor

The safety factor of the fuselage structural components exceeds 5 times



Soft starter



Forced refrigeration unit



drive



Servo motor



Safety light curtain



Displacement sensor



Professional extrusion connection

Hydraulic pipelines mainly use high-pressure seamless joints



Professional extrusion connection

Hydraulic pipelines mainly use high-pressure seamless joints



Reduced welding volume

Large-diameter pipelines use SAE flange connections



Improve overall quality

The electrical appliances use Schneider Electric and other high-quality components



Good wear resistance

The slider guide contact surface is made of copper-based composite material.



Increase the service life of hydraulic cylinders

The piston head of the hydraulic cylinder is made of copper-plated material



upper limit safety cylinder of slider



Inclined locking device



Cylinder forgings



Large diameter cartridge valve



Electrical control system



Siemens PLC

Optional configuration



Dust removal room



Intelligent weighing platform



palletizing station



Automatic Demolding and Slicing



accumulator



Mold temperature controller



robot



Sheet cutting machine



Forging manipulator



Hydraulic cushion



Mobile workbench

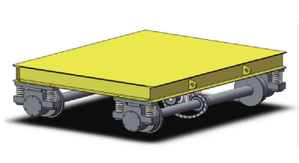

Mold changing carriage

Some products and applications








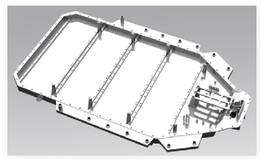











Partners

Sichuan University

Nanchang University

Beijing Institute of Technology

Nanjing University of Aeronautics and Astronautics

China Nuclear Power Research Institute

Aviation Industry Corporation of China

China Shipbuilding Industry Corporation

China National Nuclear Corporation

China Power Construction

Aerospace Science and Industry

Dongfang Electric

BYD Auto

Great Wall Motors

SAIC Hongyan

CRRC

Dongfeng Motor

Midea Group

Haier Group

Gree Group

Sichuan Changhong

Accessory Brands

PHASE

YUKEN

MITSUBISHI ELECTRIC

ECKERLE HYDRAULIC DIVISION

Inovance

Rexroth Bosch Group

atos

SIEMENS

WEINVIEW

Danfoss

HAWE HYDRAULIK

BALLUFF

ABB

Huade

Schneider Electric

GEFRAN BEYOND TECHNOLOGY

HYTEK 海特克

Parker

OMRON

novotechnik

YZ32 Four-Column Universal Hydraulic Press





Performance features

- The hydraulic system can be mounted on top, saving floor space;
- Imported brand PLC programming control, ensuring sensitive and reliable operation;
- Integrated electromechanical-hydraulic control system, ensuring sensitive, reliable, and flexible operation;
- Working pressure/stroke is adjustable within a specified range according to process requirements;
- Independent electrical control system, providing reliable, intuitive, and easy-to-maintain control;
- Centralized button control, enabling manual, semi-automatic, and fully automatic operation;
- Optimized structural design using computer finite element method, featuring a three-beam, four-column structure that is simple, economical, and practical;
- Selectable operation via the control panel, enabling both constant stroke and constant pressure forming processes, with functions such as pressure holding delay;
- Hydraulic control utilizes a cartridge valve integrated system, ensuring reliable operation, long service life, minimal hydraulic shock, and reduced side piping and leakage points.

Optional extras

- Servo system
- Robotics and automation
- Electric mold change trolley
- Mold heating system
- Quick mold change system
- Air blowing and vacuuming system

Technical parameters

Project	Unit	63T	100T	200T	315T	400T	500T	630T
Nominal Force	KN	630	1000	2000	3150	4000	5000	6300
Return Force (kN)	KN	130	160	240	300	350	380	430
Optional Lower Cylinder Output Force	KN	160	190	400	630	630	1000	1000
Ejection Return Force (kN)	KN	60	100	190	350	350	450	450
Hydraulic System Working Pressure	MPa	25	26	25	25	25	25	25
Buffer Force (kN) (Optional)	KN	/	/	2×400	2×630	2×800	2×1000	2×1250
Buffer Stroke (mm) (Optional)	mm	/	/	50	50	50	50	50
Opening (mm)	mm	800	900	1120	1250	1250	1500	1600
Slide Stroke (mm)	mm	500	630	710	800	800	900	1000
Ejector Cylinder Stroke (mm)	mm	150	200	250	300	300	300	300
Slide Rapid Descending Speed	mm/s	160	160	220	220	220	220	250
Slide Pressing Speed	mm/s	12～32	8～21	8～18	6～16	6～16	6～16	6～16
Slide Rapid Return Speed	mm/s	150	120	145	160	180	210	230
Ejector Cylinder Ejection Speed	mm/s	120	100	95	80	100	85	100
Ejector Cylinder Retraction Speed	mm/s	200	200	155	120	150	170	200
Worktable Dimensions (Left and Right)	mm	570	720	930	1260	1300	1400	1600
Worktable Dimensions (Front and Back)	mm	500	630	900	1200	1300	1400	1600
Worktable Height from Ground	mm	500	500	550	650	700	900	900
Main Motor Power (Approx)	KW	7.9	7.9	15	15	19	25	31

Application areas

- This series of hydraulic presses is suitable for processes such as stretching, bending, flanging, cold extrusion, punching, straightening, and pressing of metal materials. It is also suitable for pressing and molding powder products, abrasive products, plastic products, and insulating materials.







Yz41 Single Column Calibration Pressing Hydraulic Press





Technical parameters

Project	Unit	63T	100T	160T	200T	315T	400T	500T
Main cylinder nominal force	KN	630	1000	1600	2000	3150	4000	5000
Rated pressure	Mpa	25	25	25	25	25	25	25
Throat depth	mm	300	300	300	300	900	1000	1000
Opening height	mm	800	900	960	960	1500	1500	1600
Maximum slide stroke	mm	500	500	500	500	1000	1000	1000
Downward speed	mm/s	30	25	25	25	100	100	100
Slide working speed	mm/s	5-12	5-12	5-12	5-12	5-12	5-12	5-12
Slide rapid return speed	mm/s	140	140	150	150	150	150	150
Worktable left and right dimensions (press fitting)	mm	630	710	800	850	900	950	950
Worktable left and right dimensions (alignment)	mm	1600	2000	2000	2000	2500	2500	2500
Worktable front and rear dimensions	mm	520	550	600	620	650	650	650
Worktable distance from ground	mm	600	700	700	700	/	/	/
Motor power (approx.)	KW	6.7	8.9	13	13	13	17	17

Performance features

- This series of hydraulic presses features a "C"-shaped single-column structure with an all-steel welded body;
- The hydraulic system is located inside the machine body, and the electrical control uses a "PLC" programmable logic controller.

Application areas

- This series of hydraulic presses is suitable for processes such as straightening and pressing of metal materials, and can also be used for powder molding.







Yz27 Single-Action Sheet Metal Stamping Hydraulic Press





Technical parameters

Project	Unit	200T	315T	500T	630T	800T	1000T	1250T	1600T	2000T	2400T
Nominal Force	KN	2000	3150	5000	6300	8000	10000	12500	16000	20000	24000
Return Force	KN	240	300	580	650	700	800	900	1000	1200	1500
Slider Stroke	mm	700	800	900	900	1000	1200	1200	1400	1600	1800
Opening Height	mm	1000	1200	1500	1500	1600	1800	1800	2000	2200	2400
Hydraulic Cushion Nominal Force	KN	630	1000	1600	2000	2500	3150	4000	5000	6300	8000
Slider Rapid Descending Speed	mm/s	300	300	300	300	500	500	500	500	500	500
Slider Working Speed	mm/s	20-50	20-50	20-50	20-50	20-50	20-50	20-50	20-50	20-50	20-50
Slider Return Speed	mm/s	300	300	300	300	350	350	350	350	350	350
Hydraulic Cushion Rising Speed	mm/s	100	80	60	80	100	100	100	100	100	100
Hydraulic Cushion Retracting Speed	mm/s	100	100	80	100	100	100	100	100	100	100
Worktable Horizontal Dimensions	mm	1000	1200	1400	2400	2800	3200	3400	3600	4000	4200
Worktable Front-Rear Dimensions	mm	940	1200	1400	1600	1800	2000	2200	2400	2400	2600
Hydraulic Cushion Horizontal Dimensions	mm	650	820	970	2020	2320	2620	2770	2920	3220	3370
Hydraulic Cushion Front-Rear Dimensions	mm	650	820	970	1270	1270	1420	1570	1870	1870	1870
Table Top Rod Arrangement	mm	150X150	150X150	150X150	150X150	150X150	150X150	150X150	150X150	150X150	150X150
Table Top Rod Hole Diameter	mm	Φ30	Φ40	Φ40	Φ40	Φ50	Φ50	Φ50	Φ50	Φ50	Φ50
Total Motor Power (Approx)	KW	36	60	92	120	144	184	219	276	368	460

Note: The parameters above are for the production line press. For individual projects, the speed and motor power need to be reduced according to requirements.

Performance features

- Computer-aided finite element method optimizes structural design; the machine body can adopt three structures: four-column, integral frame, and split frame.
- Frame-type tie rod pre-tensioning structure, high precision, good rigidity, four-corner eight-sided guide rails, high guiding accuracy, and strong resistance to eccentric loads.
- Convenient mold changing on the moving worktable; safe and reliable features include a lower cylinder support circuit and an interlocking circuit between the upper and lower cylinder chambers.

Optional extras

- Servo System
- Punch Buffer Function
- Air Blowing/Vacuum System
- Industrial Oil Cooler
- Robotics & Automation
- Removal Table (Forward or Lateral Movement)
- Vision Mold Protection
- Quick Mold Change System

Application areas

- This series of hydraulic presses is suitable for the forming processes of various metal containers, such as automotive body panels, household appliance parts, and kitchen utensils, as well as the production and application of parts for tractors, motorcycles, aerospace, electrical appliances, instruments, and chemicals.







Yz96 Hydraulic Press for Automotive Interior Parts





Technical parameters

Project	Unit	160T	200T	250T	315T	400T	500T	630T
Nominal Force	KN	1600	2000	2500	3150	4000	5000	6300
Return Force	KN	300	350	400	430	480	540	610
Rated Pressure	MPa	25	25	25	25	25	25	25
Opening Height	mm	1500	1500	1800	1800	1800	1800	1800
Slide Stroke	mm	1200	1200	1400	1400	1400	1400	1400
Table Dimensions (Left/Right)	mm	2400	2600	2600	2800	3000	3200	3500
Table Dimensions (Front/Back)	mm	1600	1600	1800	1800	2000	2000	2200
Slide Rapid Descending Speed	mm/s	300	300	300	300	300	300	300
Slide Working Speed	mm/s	10-30	10-30	10-30	10-30	10-30	10-30	10-30
Slide Rapid Return Speed	mm/s	200	200	200	200	250	250	300
Motor Power (Approx.)	KW	25	31	31	36	48	60	72

Performance features

- Working pressure and stroke are adjustable within a specified range according to process requirements;
- Large worktable, high speed, and uniform product pressure; PLC automatic control ensures convenient operation;
- Safety locking structure on the slider and photoelectric protection device installed in front of the worktable ensure personal safety during operation, mold changing, and maintenance.

Optional extras

- Electric heating and oil heating functions
- Quick mold change, mold lifter, mold clamping device
- Exhaust hood

Application areas

- This series of hydraulic presses is designed specifically for the automotive interior parts industry and is suitable for processes such as pressing, trimming, blanking, and foaming of automotive interior materials (carpets, headliners, storage boxes, sound insulation cotton).







Yz71 Composite Material Molding Hydraulic Press





Performance features

- Frame/Four-column structure;
- High speed and low vibration;
- Frame structure offers high rigidity, stability, and resistance to eccentric loads, and is less prone to deviation after adjustment;
- Four-column structure features column guidance, high adjustability, and high cost-effectiveness.

Optional extras

- Servo System
- Manual Mold Changing Cart
- Mold Temperature Control
- Sheet Cutting Machine
- Electric Mold Changing Cart
- Air Blowing and Vacuuming
- Robotics & Automation
- Quick Mold Changing System

Technical parameters

Project	Unit	315T	500T	630T	800T	1000T	1200T	1600T	2000T	2500T	3000T	3500T	4000T	5000T
Pressurization capacity	KN	3150	5000	6300	8000	10000	12000	16000	20000	25000	30000	35000	40000	50000
Mold opening force	KN	450	580	650	1200	1600	2000	2500	3150	4000	4000	5000	6000	6000
Working pressure	MPa	25	25	25	25	25	25	25	25	25	25	25	25	25
Opening height	mm	1200	1400	1600	2000	2200	2400	2600	3000	3000	3200	3200	3400	3400
Slide stroke	mm	800	1000	1200	1400	1600	1800	2000	2200	2200	2200	2200	2400	2400
Worktable size (left/right)	mm	1260	1400	1600	2200	2600	2800	3000	3200	3600	3600	3800	4000	4000
Worktable size (front/back)	mm	1200	1400	1600	1600	1800	2000	2000	2000	2400	2400	2600	3000	3000
Slide rapid descent speed	mm/s	200	200	200	300	300	300	300	400	400	400	400	400	400
Slide pressing speed	mm/s	3-20	3-20	3-20	3-20	3-20	3-20	3-20	3-20	3-20	3-20	3-20	3-20	3-20
Slow mold opening speed	mm/s	8-15	8-15	8-15	5-10	5-10	5-10	5-10	5-10	5-10	5-10	5-10	5-10	5-10
Slide rapid return speed	mm/s	160	180	180	200	250	200	200	200	200	200	200	200	200
Main motor power (approx.)	KW	19	31	31	48	60	72	96	120	142	180	180	240	284

Application areas

- This series of hydraulic presses is suitable for processes such as stretching, bending, flanging, cold extrusion, punching, straightening, and pressing of metal materials. It is also suitable for pressing and molding powder products, abrasive products, plastic products, and insulating materials.







Yz61 Metal Extrusion Hydraulic Press





Performance features

- The system adopts a servo system, which is energy-saving and noise-reducing;
- Hydraulic and electrical systems are integrated, resulting in a small footprint;
- Due to the concentrated force on the machine, the slider and worktable are reinforced;
- The hydraulic system uses cartridge valve control, resulting in low flow resistance and easy maintenance; the hydraulic pump is vertically installed;
- Three-beam four-column or frame structure, with an extended slider guide structure for high guiding accuracy and good press rigidity.

Optional extras

- Oil cooler
- Robotics & Automation
- Quick mold change system
- Feeding cylinder
- Inkjet printer
- Mold preheating system
- Ultra-high pressure structure

Technical parameters

Project	Unit	Frame									Four pillars								
		160	315	400	500	630	800	1000	1600	2000	160	200	315	400	500	630	800	1000	1600
Pressurization Capacity	KN	1600	3150	4000	5000	6000	8000	10000	16000	20000	1600	2000	3150	4000	5000	6300	8000	10000	16000
Lifting Capacity	KN	200	300	500	570	600	700	1000	1800	2000	200	240	300	500	570	640	740	1100	2000
Worktable Dimensions (Front-Rear)	mm	660	700	800	900	1000	1100	1200	1400	1600	660	660	700	800	900	1000	1100	1200	1400
Worktable Dimensions (Left-Right)	mm	690	700	800	900	1000	1100	1200	1600	1600	690	690	700	800	900	1000	1100	1200	1600
Opening Height	mm	700	700	800	1000	1250	1250	1250	1500	1500	700	700	800	1000	1250	1250	1250	1500	1500
Slide Stroke	mm	400	400	400	500	700	700	700	900	900	400	400	400	500	700	700	700	900	900
Slide Rapid Descending Speed	mm/s	250	300	350	350	350	350	400	400	400	150	200	200	200	200	200	250	250	250
Slide Pressing Speed	mm/s	10-24	10-25	15-33	16-38	15-35	13-31	18-44	20-40	20-40	10-24	15-38	10-25	10-25	11-27	12-30	18-40	18-40	18-40
Slide Return Speed	mm/s	250	250	250	250	250	250	300	300	400	120	150	120	190	140	125	175	250	250
Ejection Force	KN	250	630	630	1000	1000	1500	1600	2000	2000	250	400	630	630	1000	1000	1000	1000	1600
Ejection Stroke	mm	200	200	200	250	250	250	300	300	300	200	250	300	200	300	400	350	350	350
Total Motor Power (Approx.)	KW	25	31	48	72	96	96	180	240	325	25	31	31	48	72	96	96	180	240

Application areas

- Applicable to forming processes of various forgings, aluminum alloys, and other products;
- Applicable to industries such as automotive, aerospace, shipbuilding, transportation, and oil pipe fittings.







Yz79 High-Precision Powder Molding Hydraulic Press





Performance features

- High-precision sensor;
- Adjustable mechanical limit for powder filling height;
- Compensation for mold elastic deformation during demolding;
- Controllable reverse support force of floating template during forming;
- Underfill design to prevent powder from overflowing when the upper mold punches into the female mold cavity;
- Enables powder transfer and hydraulic proportional floating forming. Small size reduces side piping and leakage points;
- Finite element optimized design of the main unit structure; reliable and practical four-column structure; high rigidity and precision of the frame structure.

Optional extras

- Servo system
- Robotics and automation
- High-precision control system
- Automatic powder feeding system
- Air blowing and vacuuming system
- Multi-layer high-precision mold frame
- Automatic material discharge detection

Technical parameters

Project	Unit	63T	100T	160T	200T	315T	500T	630T	800T	1000T	1250T	1500T	2000T	3000T
Maximum pressing force of main cylinder	KN	630	1000	1600	2000	3150	5000	6300	8000	10000	12500	15000	20000	30000
Maximum return force of main cylinder	KN	130	170	220	240	300	390	440	500	560	920	1020	1560	1920
Maximum stroke of main cylinder	mm	400	500	500	500	500	600	600	600	600	600	600	600	600
Rapid descent speed of main cylinder	mm/s	60	60	100	100	120	150	150	150	150	150	150	150	150
Main pressing speed of main cylinder	mm/s	10-30	10-30	10-30	10-30	10-30	8-15	8-15	8-15	8-15	6-12	6-12	6-12	6-12
Main return speed of main cylinder	mm/s	120	150	150	150	150	200	200	200	200	150	150	150	150
Maximum ejection force of upper floating cylinder	KN	280	500	800	1000	1250	2000	2500	3150	4000	5000	6150	8000	10000
Maximum floating force of upper floating cylinder	KN	150	220	340	440	600	1000	1300	1600	2000	2400	3000	3600	5000
Maximum stroke of upper floating cylinder	mm	200	200	200	200	200	200	200	200	200	200	200	200	200
Ejection speed of upper floating cylinder	mm/s	60	60	60	60	60	60	60	60	60	60	60	60	60
Floating downward speed of upper floating cylinder	mm/s	5-15	5-15	5-15	5-15	5-15	4-8	4-8	4-8	4-8	3-6	3-6	3-6	3-6
Return speed of upper floating cylinder	mm/s	60	60	60	60	60	60	60	60	60	60	60	60	60
Maximum pressing force of lower core-pulling cylinder	KN	120	200	280	440	630	1000	1250	1500	2000	2500	3150	5000	6300
Maximum return force of lower core-pulling cylinder	KN	70	100	150	250	440	660	850	1000	1250	1600	1920	2400	3400
Maximum stroke of lower core-pulling cylinder	mm	200	200	200	200	200	250	250	250	250	300	300	300	300
Max-distance between the lower plane of the slider and the worktable	mm	400	500	500	500	500	600	600	600	600	600	600	600	600
Maximum working force of liquid	Mpa	25	25	25	25	25	25	25	25	25	25	25	25	25
Worktable length	mm	580	720	780	1000	1000	1200	1320	1400	1600	1760	1800	2000	2400
Worktable width	mm	490	580	640	940	960	1140	1200	1200	1350	1460	1500	1600	1800
Maximum feeding height	mm	120	120	120	120	120	150	150	150	150	200	200	200	200
Total motor power	KW	7.9	11	15	19	25	31	48	60	72	72	92	120	184

Application areas

- Primarily used for pressing powder metallurgy, electronic ceramics, rare earth powders, silicon carbide, ferrite magnetic materials, and graphite products, it can be widely used in industries such as automobiles, aerospace, shipbuilding, high-speed rail, machine tools, home appliances, and power generation equipment.







Yz90 Security Door Embossing Machine

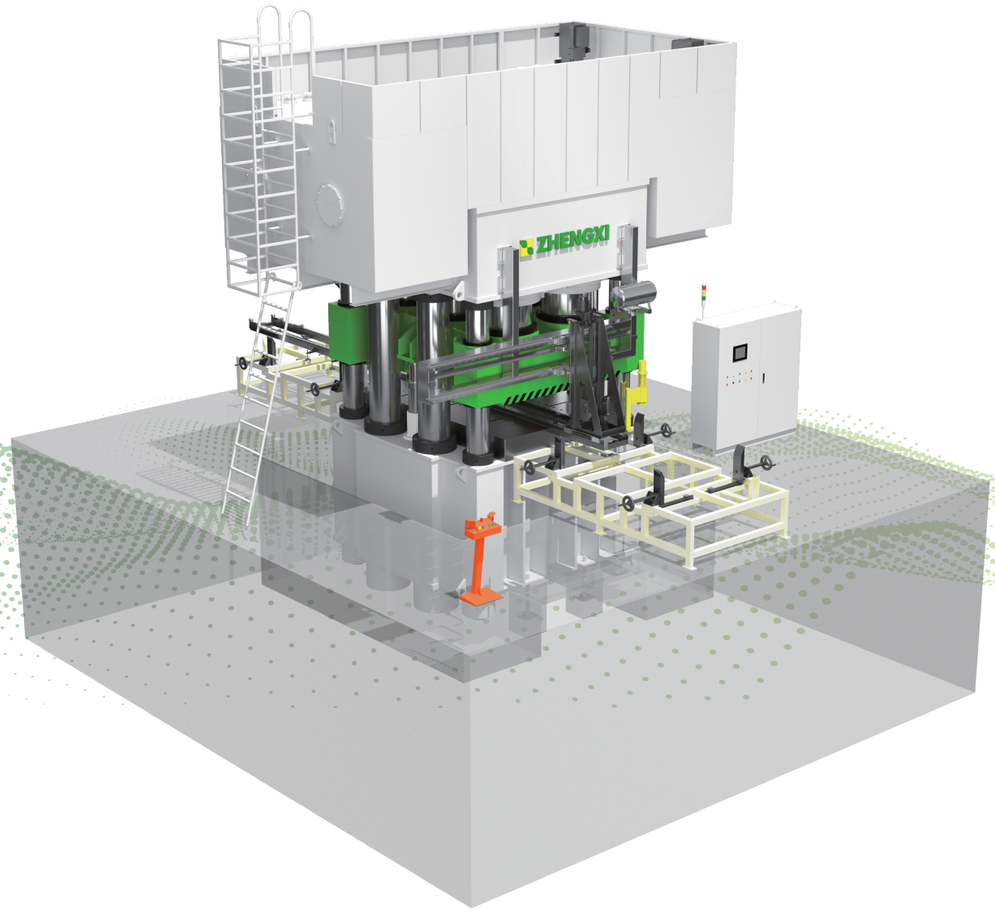

Performance features

- The machine body adopts three structures: six-column, eight-column, and frame type, providing excel lent guiding performance and precision retention;
- The main hydraulic cylinder adopts a double-cylinder, triple-cylinder, or six-cylinder arrangement, ensuring even force distribution during operation. Components such as ejector cylinders and hydraulic cushions can be configured according to user needs;
- The double-action hydraulic press uses the upper cylinder to generate the pressing force for edge pressing and the lower cylinder to generate the ejection force for embossing. The pressing force and ejection force are inde pendently adjustable, resulting in significantly reduced wrinkling and excellent deep-pattern forming;
- Our company produces 800T, 1200T, 1500T, 2000T, 2800T, and 3600T single-action hydraulic presses and 1200T, 1500T, 2000T, 2800T, and 3600T double-action hydraulic presses for embossing security doors.



Technical parameters(Single Action)

Project	Unit	800T	1200T	1500T	2000T	3000T	4000T	5000T	7500T
Nominal Force	KN	8000	12000	15000	20000	30000	40000	50000	75000
Liquid Working Pressure	MPA	25	25	25	25	25	26	27	28
Worktable Length	mm	2200	2200	2200	2200	2400	2600	3000	3200
Worktable Width	mm	1300	1300	1300	1300	1400	1600	1800	2100
Slide Stroke	mm	400	400	400	400	400	400	500	500
Opening Height	mm	500	500	500	500	500	500	600	650
Slide Rapid Descending Speed	mm/s	200	200	200	200	200	200	200	200
Slide Working Speed	mm/s	0-10	0-10	0-10	0-10	0-10	0-10	0-10	0-10
Rapid Return Speed	mm/s	200	200	200	200	200	200	200	200
Total Motor Power (approx)	KW	48	48	60	60	96	120	184	276

Technical Specifications (Dual Action)

Project	Unit	800T/1400T	1200T/1900T	1500T/2300T	2000T/3000T	3000T/4200T	4000T/5500T	5000T/6500T	7500T/9000T
Nominal Force	KN	8000	12000	15000	20000	30000	40000	50000	75000
Nominal Ejector Force	KN	6000	7000	8000	10000	12000	15000	15000	15000
Liquid Working Pressure	MPA	25	25	25	25	25	26	27	28
Table Length	mm	2200	2200	2200	2200	2400	2600	3000	3200
Table Width	mm	1300	1300	1300	1300	1400	1600	1800	2100
Slide Stroke	mm	500	500	500	500	500	600	600	650
Ejector Stroke	mm	400	400	400	400	400	400	500	500
Slide Rapid Descending Speed	mm/s	200	200	200	200	200	200	200	200
Slide Working Speed	mm/s	0-10	0-10	0-10	0-10	0-10	0-10	0-10	0-10
Rapid Return Speed	mm/s	200	200	200	200	200	200	200	200
Total Motor Power (approx.)	KW	48	48	60	60	96	120	184	276

Application areas

- Embossing machines for security doors have a wide range of applications and are suitable for processing security doors in various building sites, which can improve the aesthetics, practicality and security of the doors.







Yz14 Die Forging Hydraulic Press





Performance features

- Customizable range: 1~100MN;
- Adjustable speed: 1~80mm/s, stepless speed regulation, high forming accuracy;
- Available in frame and four-column structures, suitable for hot forging or isothermal forging;
- Servo control system, micro-motion forming, pressure and position control accuracy 1%;
- Machine body structural components are welded from Q355B high-quality carbon steel plates, fully annealed after welding;
- Equipped with an upper feeding and lower ejection device, with a built-in sensor in the ejection cylinder for precise control of feeding and ejection strokes.

Optional extras

- Inkjet printer
- Heating furnace
- Dual-mold system
- Oxide descaling machine
- Cooling system
- Automated robot
- Mold preheating
- Automated core pulling system

Technical parameters

Project		Unit	800T	1250T	1600T	2000T	2500T	3150T	4000T	5000T	6300T
Nominal Force		kN	8000	12500	16000	20000	25000	31500	40000	50000	63000
Maximum Working Pressure of Liquid		Mpa	25	25	25	25	25	25	25	25	25
Body Type		-	Overall framework				Split Frame				
Maximum Opening Height		mm	1600	1800	2000	2200	2600	3000	3000	3000	3000
Slider Stroke		mm	1000	1200	1300	1400	1400	1500	1500	1500	1500
Slider speed	Quickly down	mm/s	300	300	300	250	250	250	250	200	200
	Suppress I	mm/s	20-40	20-40	20-40	20-40	20-40	15-30	15-30	15-30	15-30
	Suppress II	mm/s	60-150	60-150	60-150	60-150	60-150	60-150	60-150	60-150	60-150
	Return	mm/s	300	300	300	250	250	250	250	200	200
Workbench size	Left and right	mm	1000	1500	1600	1800	2000	2200	2300	2400	2500
	Front and back	mm	1000	1500	1600	1800	2000	2200	2300	2400	2500
Top output force		kN	1000	1250	1600	2000	2000	2500	3150	4000	5000
Top output stroke		mm	400	500	500	500	500	600	600	700	700
Cylinder speed	Push out	mm/s	120	120	120	120	120	120	120	120	120
	Back out	mm/s	150	150	150	150	150	150	150	150	150
Main motor power		kW	144	216	288	360	432	432	504	736	792
Worktable height from ground		mm	500	500	500	500	500	100	100	100	100
Approximate height of machine above ground		mm	7000	7600	8300	8500	9500	10500	10700	10800	11000

Application areas

- Suitable for industries such as automotive, aerospace, shipbuilding, transportation, and oil pipe fittings;
- Applicable to forming processes of various forgings, aluminum alloys, titanium alloys, and other products.







YZ12 Rapid Free Forging Hydraulic Press





Technical parameters

Parameters of Four-Column/Frame-Type (Four-Column Sixteen-Sided Guide) Free Forging Hydraulic Press

Project		Unit	800T	1250T	1600T	2000T	2500T	3150T	4000T	5000T	6300T
Nominal force		MN	8	12.5	16	20	25	31.5	40	50	63
Maximum working pressure of the liquid		Mpa	25	25	25	25	25	25	25	25	25
Maximum clearance		mm	2500	2500	3000	3000	3600	3600	4000	4500	5000
Slider stroke		mm	1200	1200	1500	1500	1800	1800	2000	2200	2500
Slider speed	Quickly down	mm/s	300	300	300	250	250	250	250	250	250
	Suppress	mm/s	50	50	50	50	50	50	50	50	50
	Return	mm/s	300	300	300	250	250	250	250	250	250
Mobile worktable dimensions	Left and right	mm	1500	1500	1800	1800	2000	2200	2500	2500	3000
	Front and back	mm	3000	3000	3600	4500	5000	5200	6000	6000	7000
Worktable travel		mm	±1000	±1000	±1200	±1500	±1700	±1750	±2000	±2000	±2300
Worktable speed		mm/s	200	200	200	200	200	200	200	200	200
Permissible forging eccentricity		mm	ϕ80/100	ϕ80/100	ϕ120/150	ϕ120/150	ϕ120/200	ϕ150/200	ϕ150/200	ϕ150/250	ϕ150/250
Number of rapid forgings		Times/min	40-60	40-60	40-60	40-60	40-60	40-60	40-60	40-60	40-60

Performance features

- Four-column/split frame combination options available
- Servo control system, highly energy-efficient;
- Fast forming speed of 300mm/s, forming speed of 50~140mm/s;
- Equipped with upper locking device and hydraulic support safety device;
- The machine body structure is welded from Q355B high-quality carbon steel plate and fully annealed after welding.

Optional extras

- Side-shifting punch
- Worktable shifting device
- Automatic core setting device
- Forging manipulator
- Servo high-speed forging
- Loading and unloading machine

Application areas

- Applicable to aerospace, power, railway mining, shipbuilding and transportation industries;
- Suitable for forging various carbon steels, alloy steels, tool steels, bearing steels, stainless steels and high-temperature alloy steels;
- Free forging, suitable for large forgings with simple shapes, such as forging various large shafts, rings, and discs.







Hot Press





Technical parameters

Project	Unit	20T	63T	100T	200T	315T	400T	500T	630T	800T	1600T	3000T	3500T
Nominal Force	KN	200	630	1000	2000	3150	4000	5000	6300	8000	16000	30000	35000
Liquid Working Pressure	MPa	25	25	25	25	25	25	25	25	25	25	25	25
Worktable Length	mm	500	600	800	1200	1400	1600	1800	2000	2200	2800	3600	3800
Worktable Width	mm	500	600	800	1200	1400	1600	1800	2000	2200	2800	3600	3800
Slide Stroke	mm	400	600	600	600/900	900	900/1200	1200	1200	1200	1200	1500	1500
Layer Spacing	mm	200	200	200	300	300	300	300	300	300	300	300	300
Slide Rapid Descending Speed	mm/s	80	80	150	150	200	200	200	200	200	200	200	200
Slide Working Speed	mm/s	5-20	5-20	5-20	5-20	5-18	5-15	3-12	3-12	3-10	3-8	3-6	3-6
Slide Rapid Return Speed	mm/s	80	80	120	180	130	180	200	120	120	120	130	130
Maximum Heating Temperature	℃	500	500	500	500/300	300	300	300	300	300	300	300	300
Heating Method	-	Electric Heating			Electric/oil	Oil Heating							
Number of Heating Plate Layers	layer	2	2	2	2/3	3	3/4	4	4	4	4	5	5
Motor Power (approx.)	KW	7.9	11	15	11	15	19	25	31	31	48	96	96

Performance features

- Key features include high temperature uniformity and highly controllable heating and cooling rates;
- Primarily used in rapid compression molding of carbon fiber prepregs and flatbed molding of composite materials;
- The carbon fiber molding hydraulic press combines the structure of a four-column hydraulic press or a frame hydraulic press, and is equipped with a hot plate and heating device to achieve pressurization at high temperatures.

Optional extras

- Servo System
- Sheet Cutting Machine
- Manual Mold Changing Cart
- Air Blowing/Vacuuming System
- Mold Heating
- Robotics & Automation
- Electric Mold Changing Cart

Application areas

- Temperature control customization range: ambient temperature ~ 400°C;
- Equipment structure: frame type, four-column type, gantry type, box type, laminate type;
- Heating method: hot plate, hot box (1. electric heating and water cooling; 2. heat transfer oil heating and cooling);
- Molding method: constant pressure molding, constant stroke molding, pressure and temperature ramp control molding, pressure and temperature curve control molding;
- Other optional functions: data recording (exportable and printable), auxiliary worktable, high-pres sure injection system, automatic mold opening mechanism.







Flat vulcanizing machine





Technical parameters

Project	Unit	315T	500T	630T	800T	1000T	1200T	1600T	2000T	2500T	3000T	3500T	4000T	5000T
Pressurization capacity	KN	3150	5000	6300	8000	10000	12000	16000	20000	25000	30000	35000	40000	50000
Mold opening force	KN	450	580	650	1200	1600	2000	2500	3150	4000	4000	5000	6000	6000
Working pressure	MPa	25	25	25	25	25	25	25	25	25	25	25	25	25
Opening height	mm	1200	1400	1600	2000	2200	2400	2600	3000	3000	3200	3200	3400	3400
Slide stroke	mm	800	1000	1200	1400	1600	1800	2000	2200	2200	2200	2200	2400	2400
Worktable size (left/right)	mm	1260	1400	1600	2200	2600	2800	3000	3200	3600	3600	3800	4000	4000
Worktable size (front/back)	mm	1200	1400	1600	1600	1800	2000	2000	2000	2400	2400	2600	3000	3000
Slide rapid ascent speed	mm/s	100	100	100	100	100	100	100	100	100	100	100	100	100
Slide pressing speed	mm/s	3-8	3-8	3-8	3-8	3-8	3-8	3-8	3-8	3-8	3-8	3-8	3-8	3-8
Slide rapid return speed	mm/s	80	100	100	100	100	100	100	100	100	100	100	100	100
Main motor power (approx.)	KW	7.9	15	15	19	25	31	36	48	60	72	96	96	120

Performance features

- Temperature and pressure curves output, process traceability;
- Degassing frequency, degassing time, heating temperature, and vulcanization time are all settable, easy to operate, with both manual and semi-automatic working modes;
- Rapid rise, slow locking, and rapid descent functions for the moving mold plate; the fast-to-slow transition between mold closing and degassing can be adjusted separately, improving production efficiency;
- During product vulcanization, the oil pump motor stops working, and it has an automatic pressure compensation function and an oil pump shutdown delay, resulting in a more rational and reliable oil circuit configuration.

Optional extras

- Vacuum system
- Adjustable opening
- Removable platform
- Mold temperature controller

Application areas

- This series of vulcanizing machines is the main molding equipment for various rubber molded and non-molded products. It features simple structure, high pressure, wide applicability, and high efficiency. It can also be used for compression molding of thermosetting plastics, foams, resins, bakelite, thin metals, building materials, and other molded products. Imported PLC control ensures sensitive and reliable operation.







Steel wire winding frame type ultra-high pressure hydraulic press



Performance features

- High compressive strength – Compared to conventional hydraulic presses, it exhibits higher compressive strength during production, is less prone to deformation, and significantly extends the equipment's lifespan.
- Rigidity and stability – High rigidity and stability ensure the machine body does not deform or vibrate during pressure application, thus guaranteeing effective pressure application.
- Automated control system – Equipped with an automated control system, it enables precise application and control of prestress during automated production, thereby improving production efficiency and product quality.
- Versatility – High versatility allows it to meet the processing needs of various workpieces, such as powder molding, metal embossing, and thick metal plate forming.
- Safety – Equipped with safety protection devices and emergency stop devices to ensure operator safety.

Optional extras

- Servo system
- Displacement sensor
- Mold quick clamping mechanism
- Mold lighting
- Oil heating or cooling device
- Light curtain safety protection device

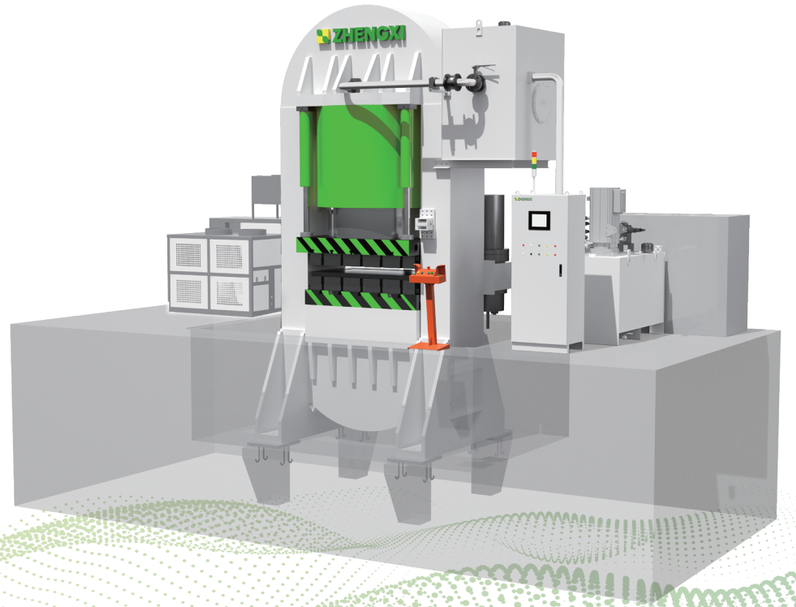

Technical parameters

Project	Unit	2000T	3000T	4000T	5000T	6000T	8000T	10000T	12000T	15000T
Pressurization capacity	KN	20000	30000	40000	50000	60000	80000	100000	120000	150000
Mold opening force	KN	4000	6000	8000	10000	12000	16000	20000	24000	28000
Opening height	mm	1600	1800	2000	2200	2400	2600	2800	3000	3000
Slider stroke	mm	800	900	1000	1200	1300	1500	1600	1800	1800
Worktable size (left/right)	mm	2500	3000	3200	3500	3800	4200	4500	4800	5000
Worktable size (front/back)	mm	1800	2000	2200	2400	2800	3000	3000	3200	3500
Slider fast descent speed	mm/s	60	60	60	60	60	60	60	60	60
Slider slow descent speed	mm/s	10-20	10-20	10-20	10-20	10-20	10-20	10-20	10-20	10-20
Slider pressing speed	mm/s	0.5-5	0.5-5	0.5-5	0.5-5	0.5-5	0.5-5	0.5-5	0.5-5	0.5-5
Slow mold opening speed	mm/s	1-5	1-5	1-5	1-5	1-5	1-5	1-5	1-5	1-5
Slider fast return speed	mm/s	80	80	80	80	80	80	80	80	80
Total power (approx.)	KW	200	280	355	400	500	630	800	630	800

Application areas

- Applicable to manufacturing processes in industries such as metal processing, automotive, and







Head press





Performance features

- It features low noise and low energy consumption during operation, meeting environmental protection and energy-saving requirements, improving the quality of the working environment and reducing production costs;
- It adopts high-quality hydraulic components and a stable mechanical structure design, ensuring smooth operation, high-quality end cap processing, and long-term stable performance;
- It is suitable for processing end caps of different specifications and shapes. By changing the mold or adjusting the processing parameters, end caps of different shapes and sizes can be produced;
- It employs an advanced hydraulic control system and precision machining technology, enabling high-precision machining of end caps and ensuring that the dimensions and shapes of the end caps meet design requirements;
- It is typically equipped with a PLC control system and a touch screen operating interface to achieve auto mated operation. It also has a memory function, capable of storing multiple sets of process parameters, thereby improving production efficiency and reducing manual operation time.

Optional extras

- Servo system
- Mold cleaning device
- Automatic feeding device
- Pressure sensor
- Safety protection device
- Touch screen industrial display

Technical parameters

Project	Unit	315T	500T	630T	800T	1000T	1200T	1600T	1800T	2000T	2100T	3000T
Pressurization capacity	KN	3150	5000	6300	8000	10000	12000	16000	18000	20000	21000	30000
Mold opening force	KN	630	1000	1250	1600	2000	2400	3200	3600	4000	4200	6000
Opening height	mm	1800	2200	2400	2500	2800	3000	3200	3400	3500	3600	4200
Slide stroke	mm	800	1200	1400	1500	1800	1900	2000	2100	2150	2200	2200
Worktable size (left/right)	mm	2000	2800	3000	3000	3600	3800	4200	4500	4600	4800	5500
Worktable size (front/back)	mm	2000	2800	3000	3000	3600	3800	4200	4500	4600	4800	5500
Slide rapid descent speed	mm/s	120	120	120	150	150	120	100	100	90	80	60
Slide slow descent speed	mm/s	15-20	15-20	15-20	15-20	15-20	15-20	15-20	15-20	15-20	15-20	15-20
Slide rapid return speed	mm/s	100	100	100	120	120	100	90	90	85	80	70
Total motor power (approx.)	KW	31	48	48	78	92	120	120	144	144	194	276

Application areas

- Widely used in the food, chemical, pharmaceutical, medical equipment, cosmetics, and daily necessi ties industries to manufacture sealing head products of various shapes and sizes.







HB Series - Hydraulic Servo CNC Bending Machine



Performance features

- Employs Italian GIV1 magnetic scale for more precise calibration;
- Utilizes new servo pump technology for on-demand operation, resulting in lower energy and fuel consumption;
- Employs an integrated high-precision deflection compensation worktable for greater product stability;
- Features a user-friendly human-machine interface system with high control precision and convenient programming;
- The machine body is welded from high-strength steel, ensuring greater stability and longer service life;
- Manufactures a high-quality bending machine using mature technology and processes, featuring high speed, high precision, and high rigidity.

Optional extras

- 4+1 CNC system
- Italian GIVI magnetic scale
- Hydraulic cylinder seals: Japanese NOK
- German REXROTH complete hydraulic system
- CNC mechanical deflection compensation V-axis
- Back gauge X-axis travel 650mm, speed 300mm/s
- One set of straight cutter upper die, material 42CrMo
- Main motor is a domestic servo motor, saving over 40% energy

Mechanical Principles

- Y1 and Y2 axes: Control the up-and-down movement of the slide block;
- V-axis: Controls the machine tool's deflection compensation;
- X, R, Z1, and Z2 axes: These are all control axes for the rear positioning system, controlling the positioning position of the back gauge;
- T2 axis: Material support axis; during bending, the material support plate moves to support the workpiece;
- Y1, Y2, X, and V axes are essential for every CNC bending machine; other axes are optional based on user requirements;

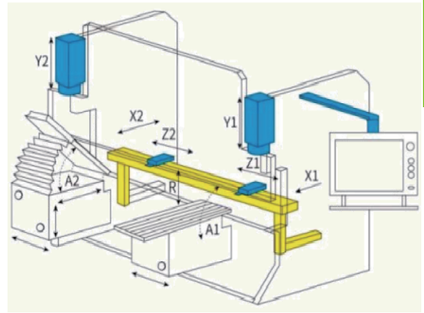

Technical parameters

Project	Unit	Specifications and Models										
		35-1250	63-2050	63-2550	110-3200	110-4100	160-3200	160-4100	220-3200	220-4100	300-3200	300-4100
Bending tonnage	KN	350	630	630	1100	1100	1600	1600	2200	2200	3000	3000
Bending length	mm	1250	2050	2550	3200	4100	3200	4100	3200	4100	3200	4100
Column spacing	mm	950	1750	2150	2600	3600	2600	3600	2600	3600	2600	3600
Throat depth	mm	300	390	390	410	410	410	410	410	410	410	410
Slide stroke	mm	115	170	170	215	215	215	215	215	215	265	265
Die height	mm	450	520	520	560	560	560	560	560	560	580	580
Rapid descent speed	mm/s	220	220	220	220	200	180	180	160	160	120	120
Working speed	mm/s	18	16	16	14	14	12	12	10	10	9	9
Return speed	mm/s	220	200	200	180	180	160	160	140	140	100	100
External dimensions (length)	mm	1650	2900	3400	3600	4700	3700	4700	3700	4700	3700	4600
External dimensions (width)	mm	1400	1400	1400	1500	1500	1600	1600	1800	1800	1850	1850
External dimensions (height)	mm	2200	2500	2500	2600	2600	2900	2900	2900	2900	3000	3000
Oil tank capacity	L	90	90	90	120	120	150	150	150	170	240	240
Motor power	KW	4	7.9	7.9	7.9	7.9	15	15	19	19	21	21
Machine weight	T	3	4.5	5	7.5	9	9.5	11	11.5	13	14	16.3

Application areas

- Primarily applicable to sheet metal forming products;
- Main industries: hardware, kitchenware, etc.







TB Series - Pump-Controlled CNC Bending Machine

Technical parameters

Project	Unit	Single-servo curtain wall bending machine				Dual-servo curtain wall bending machine			
		110-4100	110-5100	160-6200	220-7200	110-4500	110-5100	220-6200	220-7200
Bending tonnage	KN	1100	1100	1600	2200	1100	1100	2200	2200
Bending length	mm	4100	5100	6200	7200	4500	5100	6200	7200
Column spacing	mm	3600	3800	5100	6100	3800	3800	5100	6100
Throat depth	mm	550	550	550	550	550	550	550	550
Slide stroke	mm	220	220	220	220	220	220	220	220
Die height	mm	630	630	630	630	630	630	630	630
Rapid descent speed	mm/s	180	160	120	120	200	180	160	140
Working speed	mm/s	14	14	10	10	18	18	12	12
Return speed	mm/s	160	140	120	120	200	180	140	120
External dimensions (length)	mm	4500	5100	7200	7200	4900	5100	6200	7200
External dimensions (width)	mm	1800	1800	2200	2200	1800	1800	2200	2200
External dimensions (height)	mm	2800	3100	3400	3400	2900	3100	3200	3400
Oil tank capacity	L	100	100	150	150	2*50	2*50	150	150
Motor power	KW	7.9	7.9	19	19	2*7.9	2*7.9	2.11	2*11
Machine weight	T	9	15	32	32	10	15	24	32

Performance features

- The oil tank volume is reduced by 70%, decreasing the amount of hydraulic oil used;
- Lower thermal equilibrium temperature eliminates the need for a cooling device, maintaining hydraulic pressure and extending service life;
- Significantly reduced noise during rapid descent, pressure holding, and return strokes, improving the working environment;
- Dual servo technology replaces conventional valve control technology, eliminating throttling losses and resulting in significant energy savings;
- The servo motor can be significantly overloaded for short periods, with actual installed power only 50% of the theoretical installed power, further enhancing energy efficiency.

Application areas

- Primarily suitable for large-tonnage products requiring high precision;
- Main industries: aluminum curtain wall industry, elevator industry, kitchenware industry, etc.





EB Series - Pure Electric Servo Bending Machine



Technical parameters

Project	Unit	Specifications and Models				
		EB-20T/800	EB-30T/1050	EB-40T/1250	EB-62T/1600	EB-80T/2250
Bending Tonnage	KN	200	300	400	630	800
Bending Length	mm	800	1050	1250	1600	2250
Column Spacing	mm	740	950	950	1050	2150
Throat Depth	mm	200	250	300	350	410
Slide Stroke	mm	160	160	180	180	200
Die Height	mm	420	460	520	520	560
Fast Drop Speed	mm/s	200	200	200	200	180
Working Speed	mm/s	50	50	50	50	50
Return Speed	mm/s	200	200	200	200	80
Motor Power	KW	7.5	15	2*11	2*16	2*21

Performance features

- Reduced average noise;
- Power consumption depends on the load, with no additional losses, resulting in greater energy savings;
- Screw drive, eliminating valve switching delay compared to electro-hydraulic models, leading to higher efficiency;
- High-performance synchronous positioning control algorithm with a repeatability accuracy of 0.01mm.

Application areas

- Suitable for precision sheet metal bending, small household appliances, chassis enclosures and other products, as well as high-end switch cabinets, precision enclosures, etc.





Multi-machine linkage CNC bending machine





Technical parameters

Project	Unit	Specifications and Models						
		440-8200	600-6400	600-8200	800-8200	1000-12400	1260-14000	1600-14000
Bending tonnage	KN	2*2200	2*3000	2*3000	2*4000	2*5000	2*6300	2*8000
Bending length	mm	2*4100	2*3200	2*4100	2*4100	2*6200	2*7000	2*7000
Column spacing	mm	3600	2600	3600	3600	5100	6000	5800
Throat depth	mm	410	410	550	550	700	700	700
Slide stroke	mm	215	265	315	315	315	315	315
Die height	mm	560	560	600	600	800	800	800
Rapid descent speed	mm/s	140	120	120	120	100	90	90
Working speed	mm/s	10	9	9	9	8	8	8
Return speed	mm/s	120	100	100	100	90	80	70
External dimensions (length)	mm	8500	8500	8500	8500	12500	14500	14500
External dimensions (width)	mm	1800	1850	1850	2200	2300	2500	2600
External dimensions (height)	mm	2900	3000	3000	3500	3800	4000	4500
Oil tank volume	L	2*19	2*23	2*23	2*30	2*34	2*34	2*34
Machine weight	T	26	35	40	52	98	120	190

Performance features

- Electro-hydraulic servo system for fully closed-loop control and slider synchronization;
- Streamlined design for a high-speed, high-precision, and high-rigidity CNC sheet metal bending machine;
- Mechanical compensation for the worktable and throat deformation compensation mechanism to ensure bending depth and accuracy;
- Back gauge driven by a digital AC servo motor, with large-lead precision ball screw transmission and linear guide rail guidance.

Optional extras

- Italian GIVI magnetic scale
- Hydraulic cylinder seals: Japanese NOK
- Multi-axis CNC bending machine system
- German REXROTH complete hydraulic system
- CNC mechanical deflection compensation V-axis
- Back gauge X-axis travel 650mm, speed 300mm/s
- One set of straight cutter upper die, material 42CrMo
- Main motor is a domestic servo motor, saving over 40% energy

Application areas

- Main application industries: construction machinery, automobile beams, heavy-duty crane booms, high-speed train structural components, and other industries and products.







Stamping production line solutions

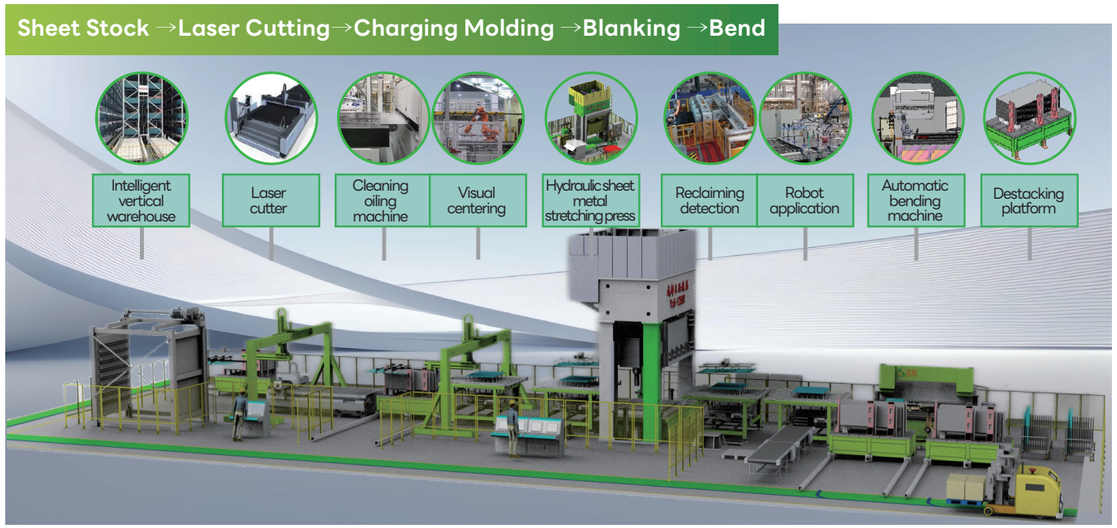

| Heavy-duty Stamping Special Robot

1.We have the experience and ability to develop and build large-scale roller furnace sheet hot forming stamping lines, box furnace sheet hot forming stamping lines, and production lines. We can develop customized high-temperature hot forming stamping production lines, hot stamping loading and unloading manipulators, and single-machine multi-station stamping connection robots according to customer needs.

2. The hot stamping loading and unloading robot and production line are composed of a press loading manipulator, a press unloading manipulator, a heating furnace loading manipulator, a heating furnace unloading manipulator, a centering platform, a control system, etc. The manipulator uses a two-speed and four-speed telescopic manipulator with a fast running speed. The hot stamping robot completes a series of functions from steel plate destacking to material collection, press feeding, press loading, and press unloading. In response to the requirements of fast operation of the manipulator with large load and large travel range, we has also developed a box-type furnace enhanced hot stamping forming production line.

3. Each axis runs independently, there is no multi-axis cumulative error, the running speed is fast, the service life is long, the repeated positioning accuracy is high, the clamping positioning is more accurate than the multi-joint robot, and it has a higher cost-effectiveness than the six-joint robot. It is more suitable for automated supporting processing in large and small factories.

4. It can be easily matched with various detection sensors (embedded in the clamp head, side-mounted sensor in the clamp head, side cover sensor, touch rod sensor).

| Automatic Stamping Production Line

1.Zhengxi Robot provides customization of automatic stamping production lines.

2.Target products:
Body parts: side panels, roof covers, inner and outer door panels (four parts in one mold), small and medium-sized automobile parts - swing arms, main bodies, rear panels, left and right front longitudinal beams, reinforcement plates, roof reinforcement beams, door sills, hinge reinforcement plates, etc.
Household appliances: range hood smoke collecting chamber, rice cooker inner pot, microwave oven front door, side panel, water heater end cover and dishwasher smoke guide plate, TV back panel, refrigerator door shell, washing machine front cover, side panel, motor shell and air conditioner shell, etc.

3. Automatic production line with automatic alignment function, product consistency, high precision.

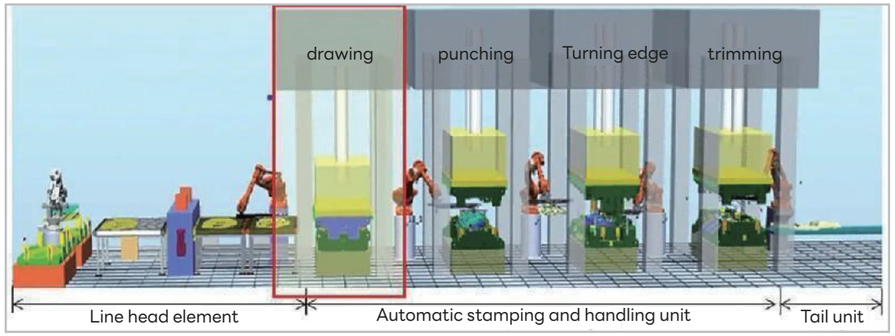

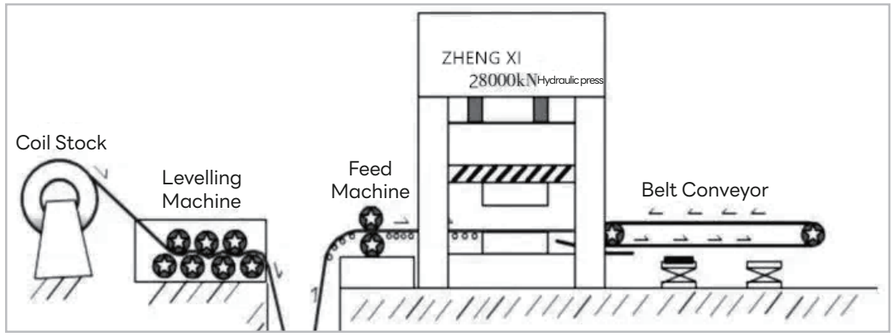









Forging production line solutions

Loading → Sawing → Induction heating → Descaling → Pressing → Punching → Ring rolling → Air cooling → Transplanting and palletizing



Loading → Induction heating → Descaling → Extrusion 1 → Extrusion 2 → Drawing





LOADING



HEATING



COOLING



DEPHOSPHORIZATION

Extrusion Forging Automation

Zhengxi Robot Automation can be customized in the following areas:

◆Type: joint robot, stepping manipulator, rapid heating and insulation line, etc;

◆Temperature range: 0~1250°C;

◆Net load: 0.1~3000Kg;

◆Positioning accuracy：±0.03mm；

◆Variation beat：1~12个/min.

Dimension and Weight Testing Bench

By measuring weight with an intelligent electronic scale and measuring dimensions with a visual system, it plays a role in detection in the production line and can quickly detect unqualified products and put them into the defective product box.

High Precision Die Holder

The highest possible structure is three up and three down, with an accuracy of ±0.005mm.









Composite material compression molding production line



| High-precision mold base

| Advantages and Features:

1. The equipment is mainly used to automatically feed the cut sheets into the press and effectively lay the sheets on the mold, eliminating the need for manual laying of materials in the press;
2. It can shorten the curing time in the mold by up to 1/3;
3. Automatic material laying can adapt to the laying of heavy materials and improve the safety performance of molding;
4. One-time material laying solves the problem of front material curing caused by slow manual material laying;
5. It is installed in the front direction of the press feeding, connected with the equipment to achieve automation, and the whole machine can be moved away when not in use.



| Optional specifications:

Name		Unit	RSF-S600	RSF-S1200	RSF-S2000
Maximum material width range	Left and right side width	mm	300~600	600~1200	1000~2000
	Front and rear length	mm	100~600	150~800	200~1200
Speed	Entry	mm/s	Adjustable from 0 to 500		
	Exit	mm/s	Adjustable from 0 to 500		
Control and operation			It can store 20 sets of product processes and work with the equipment in one click		

| SMC product production line workshop



| HP-RTM product production line workshop



MES Manufacturing Execution System Solution



Industry Pain Points

- ◆Effects and benefits ar -e difficult to evaluat
- ◆ Lack of closed-loop mechanism
- ◆ High input cost
- ◆Inventory and materia -ls are difficult to track
- ◆Visual management is difficult
- ◆ Unstable production plan
- ◆High difficulty in quality control
- ◆Challenges in adopting new technologies
- ◆Lack of data support
- ◆Untimely equipment monitoring
- ◆Irrational resource al -location
- ◆Fear of risks

IDesign concept

◆Practicality

It can flexibly solve practical problems of enterprises, quickly adapt to changes in production lines, and have comprehensive production management functions to support flexible production and efficient management. For example, through real-time production data collection and analysis, the production process can be visualized, thereby improving production efficiency.

◆Safety

Safety and reliability are crucial to the operation of the factory. Ensure the confidentiality, integrity and availability of data. At the same time, it has fault detection and recovery functions, and can restore normal operation as soon as possible when problems occur in the system.

◆Economy

The design should be centered on economic benefits. Reduce the construction and operation costs of MES through optimized design, selection and implementation. For example, select cost-effective hardware and software platforms, and optimize database structures and algorithms to improve system performance.

◆Integrity

The MES system should provide a comprehensive manufacturing execution solution, including basic data management, planning and scheduling, production scheduling, material inventory management, product quality management, equipment management, tool and tooling management, spare parts management, warehouse management, data reporting and other modules.

Solution Advantages

1. Data-driven

Device access
On-site production, quality testing, energy, security, logistics equipment

Data cleaning
Clean, de-weight and integrate the collected data to improve data quality

Visualization application
In the form of BI reports, statistics and other data products for managers to understand the business situation, to provide



Such as serial port, OPC UA, database, PLC, files and other data acquisition methods, to achieve different types of data acquisition

Equipment predictive maintenance, quality control, production optimization, energy diagnosis, resource scheduling optimization

2.Intelligent control

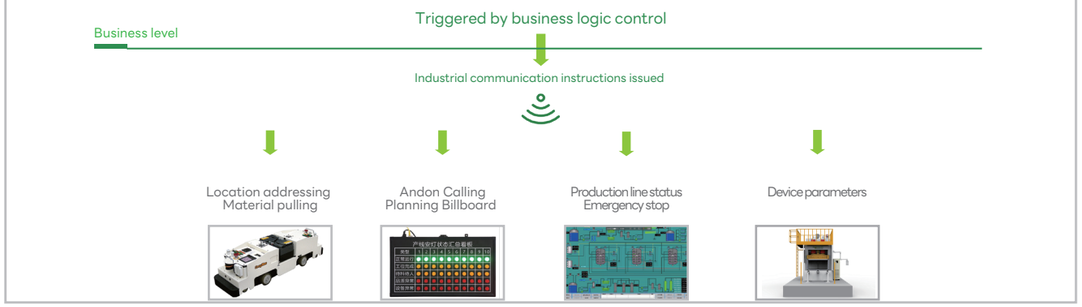

3. Quickly build applications

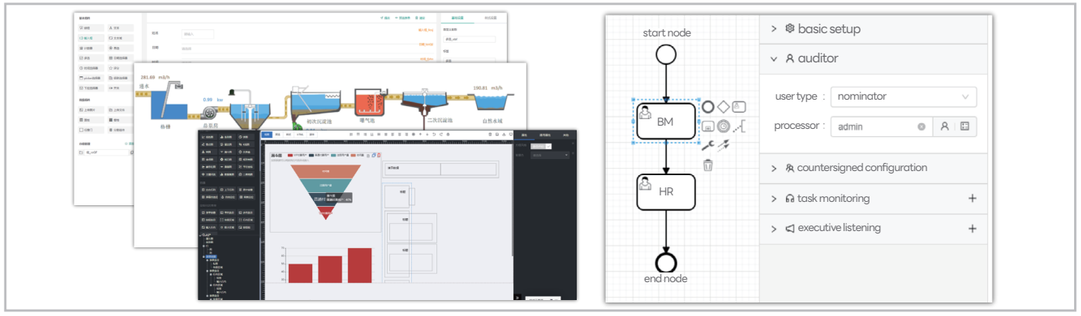

Application value

- ◆Production process visualization
- ◆Comprehensive managem -ent and decision support
- ◆Production resource optimization
- ◆Improve production efficiency
- ◆Improve quality management
- ◆Reduce costs and scrap rate
- ◆Inventory management and material tracking

Zhengxi Yunjie Smart Production Manager

The evolution of factory management

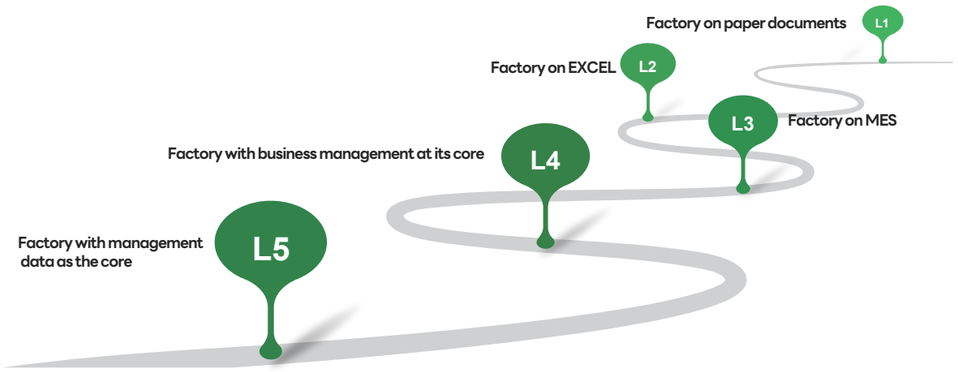

The management style of a factory is determined by both the management philosophy and the form of the management tools.

The factory management method has evolved from a small workshop managed by paper documents to modern management based on Excel, and finally to information construction based on MES system. The first few parts are to change the management concept and tools from the perspective of managers.

The post-MES era, that is, the fourth stage, is mainly business-oriented. The main purpose of this stage is to improve the efficiency of each business point-to-point, such as reducing the work intensity of reporting work and filling out quality documents.

When the efficiency problem of the single point of business is solved, the fifth stage is completely based on management data. On the basis of single-point business optimization, the core data required for management (data context, referring to the core data that only meets management requirements) is sorted out.

Zhengxi Advantages

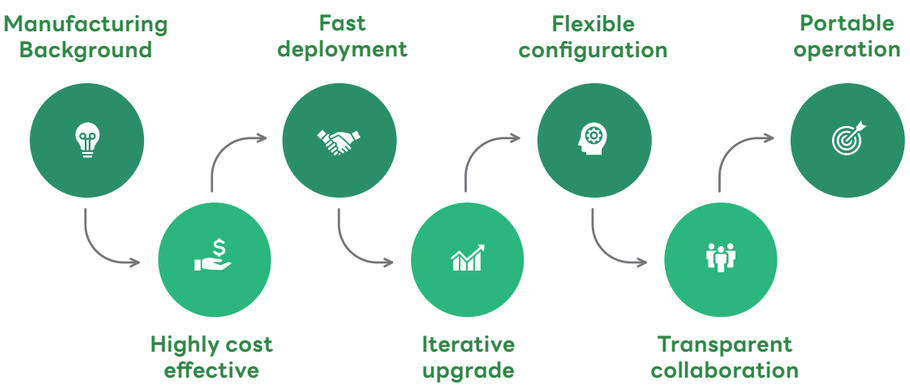

Functional module

◆Sales management

Realize self-service portable order service

Sales personnel place orders directly through the platform

◆Purchasing management

Material demand list

Provide data support for production planning

◆Production management

Production implementation and quality of the whole process management

Time report summary query

◆Financial management

Income and expenditure, invoicing to invoice management

Bind the order, the money to the account automatically determine the task order

◆Basic data

Inventory details are clear at a glance

Full process traceability of materials and products

◆Warehouse management

Inventory details are clear at a glance

Full process traceability of materials and products

Value Presentation

Improve manufacturing execution, improve decision accuracy

◆ Business executives	◆ Production manager	◆ Accountant	◆ Operator
Understand order progress, check personnel performance control production costs, and make data-driven decisions	Query production progress and detect anomalies in real time Quickly issue tasks and trace the entire product process	Workers' output and work-hours are quickly exported, and automatic accounting is error-free	Mobile reporting of production and quick check of wages

Enterprises reduce costs and increase efficiency

◆ Reduce communication costs and make the whole process transparent

Through real-time data collection, we can timely understand the production situation and quality status of the workshop, reduce the cost of progress inquiry and the communication cost of various business departments about progress.

◆ Visual traceability to improve production quality

Establish complete production data archives and form a comprehensive forward and reverse traceability system to define responsibilities, reduce recall losses, control during the process, and analyze after the event, so as to continuously improve product quality.

◆ Improve data accuracy

Through the calculation of time piece wage, solve the problem of large statistical workload, time-consuming, inaccurate calculation and so on, to achieve the effect of fast, high frequency, accurate and clear wage source.

◆ Timely warning

Monitor the execution of indicators in real time, and provide real-time prompts for abnormal conditions in production, so as to discover and handle them in time and reduce losses.

◆ Performance Analysis

Analyze production performance and personnel performance to provide a basis for improving the performance of workshops, factories and even the entire group.

Digital system for composite material molding machines

What is Digitalization

Digital system refers to the application of computers and related software technologies to transform traditional manual operations into automated operations. It can digitize data and realize automated business processes through data collection, storage, transmission, analysis and processing, thereby improving work efficiency and reducing costs. In today's my country, the decline in the demographic dividend has led to rising labor costs and rising raw material prices, the inability to trace quality problems in the traditional compression molding process, and the inability to statistically analyze equipment utilization, all of which are the reasons why the cost of enterprises is currently difficult to control.

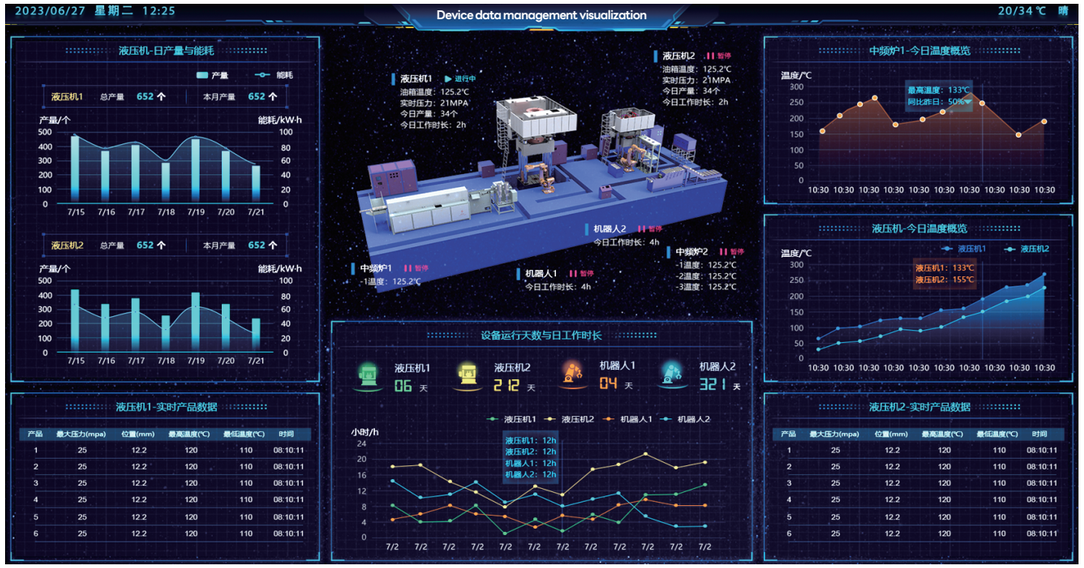

In production and operation, many enterprises often only focus on improving economic benefits, improving business methods, and improving enterprise management systems and operating mechanisms, but ignore the importance of statistical work. In fact, without scientific statistical data support, enterprises will have no idea when formulating relevant plans and policies, and it will be difficult to achieve practical results. In order to solve the above problems, we provide customers with such a large data screen based on customer needs and our experience in the composite materials industry, which is convenient for customers to analyze the equipment management data of the entire production process. The temperature data, output, and energy consumption data during equipment operation can be intuitively displayed in various dimensions according to bar charts, line charts, and pie charts, providing data support for management in decision-making.

Data Display

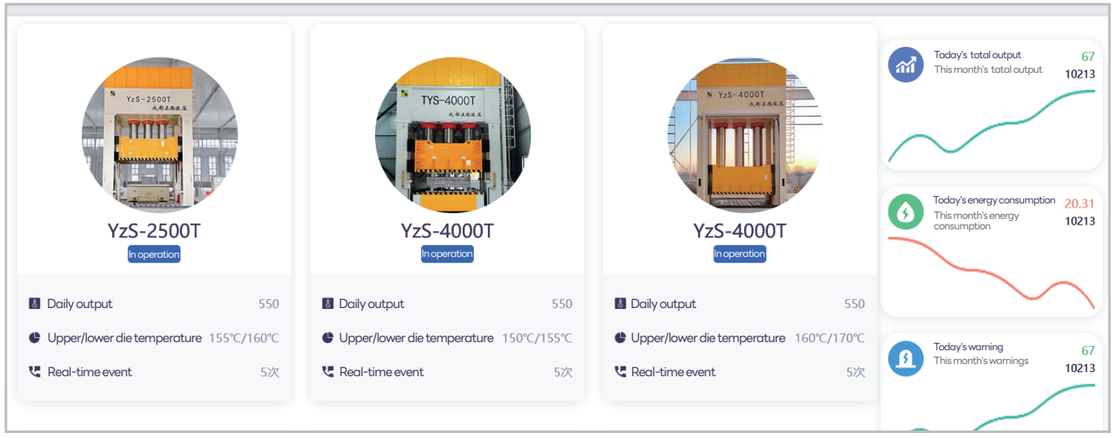

Maintenance item	Maintenance direction	Maintenance result	Maintainer	Maintenance time	Maintenance photo	Maintenance suggestion
check each lubrication point and lubricate	check once	inspected	Zhu Shihai	2023-09-17 16:31:11		Timely inspection
fuel tank	Clean once	cleaned	Wang Mingming	2023-09-16 18:08:42		In good condition
fuel tank	Clean once	cleaned	Wang Mingming	2023-09-16 16:22:25		Medium condition
lubricating oil	replace once	replaced	Wang Mingming	2023-09-16 16:20:54		Good condition, less used
filling valve, cylinder and other connection bolts	check and secure	fnished, all good	Xiong Jun	2023-09-16 16:17:37		Fastening complete

System Functions

- ◆Real-time data display of equipment
- ◆Flexible management of processes and
- ◆Product quality problem traceability
- ◆Alarm information recording and analysis
- ◆Output and energy consumption are determined in real time
- ◆Accurate maintenance and record keeping

Mobile phone display



Real machine

















































































Global Services

Equipment customization

Dedicated Operations and Maintenance Team
Equipment Upgrades and Replacements
Project Management and Execution
Technology and Process Development and Assistance

One-stop technical support

Installation and commissioning
Maintenance and repair
Safety supervision
Preventive maintenance
Regular service follow-up

Network application protection

Remote technical support
24-hour online service
Rapid spare parts replacement and repair

Service Hotline

400 028 5557